



Standard Type Plastic Shaft Slide Potentiometers

GSL-20V1

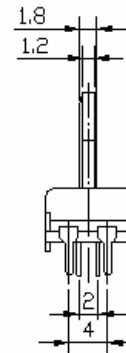
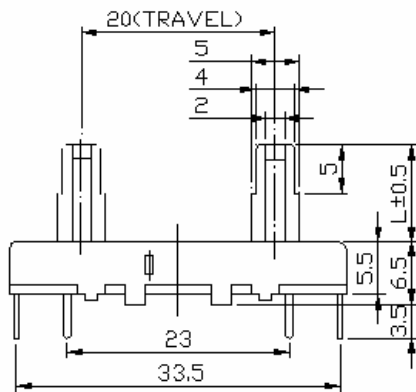
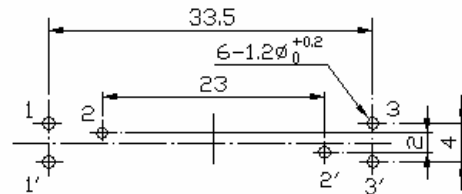
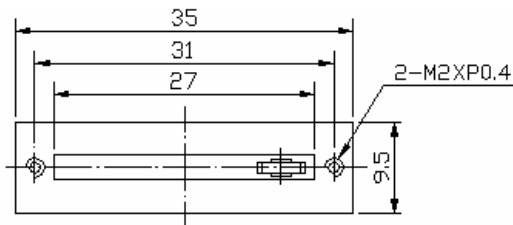


Part Number

GSL-20V1 - B 50K, L - 20 C

↓ Taper ↓ Resistance Value ↓ Shaft Length ↓ Shaft Type

Dimensions



LEVER TYPE	C-TYPE			CA-TYPE
DIMENSIONS				
LENGTH(L)	10	15	20	5



Standard Type Plastic Shaft Slide Potentiometers

Electrical Characteristics

Total Resistance	5KΩ~2MΩ				
Total Resistance Tolerance	± 20% (more than 1MΩ± 30%)				
Resistance Taper	A. B. C. D. W. Taper				
Resistance Taper Characteristics	A50%	B50%	C50%	D50%	W50%
	15-25%	40-60%	75-85%	2-15%	45-55%
Rated Power	B Taper: AC200V 0.1 W; Other Tapers: AC150V 0.05 W				
Residual Resistance	$R \geq 250K\Omega$ 0.1% $250K\Omega > R > 10K\Omega$ 20Ω max. (between Term. 1, 2) $10K\Omega \geq R$ 20Ω max. (between Term. 2, 3)				
Gang Error	-40 ~ 0 db ≤ 3db				
Noise	100mV Max.				
Insulation Resistance	DC 250V 10MΩ				
Withstand Voltage	1 minute at AC 300V				
Sliding Life	15,000 Cycles				

Mechanical Characteristics

Overall Travel	20 mm ± 0.5 mm
Stopper Strength	5 kgf.cm max. / 3 sec.
Operating Force	0.2 ~ 2.0N (20~200gf.cm)
Lever Push-Pull Strength	3.0 kgf.cm max./10 sec.
Lever Wobble	2(2*L)/20 mm max. (L: lever length both side)
Bending Moment	25mN.m (250gf.cm)
Click slip-out force	50gf.cm ~ 350gf.cm
Soldering Heat	300°C , 3s. (Only for Hand-Soldering)
Lever Deviation	0.5 max. (one side)