



Normal Series Metal Shaft Slide Potentiometer

GSL-45V

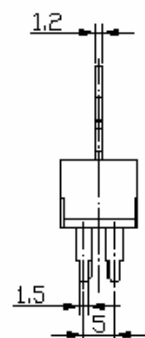
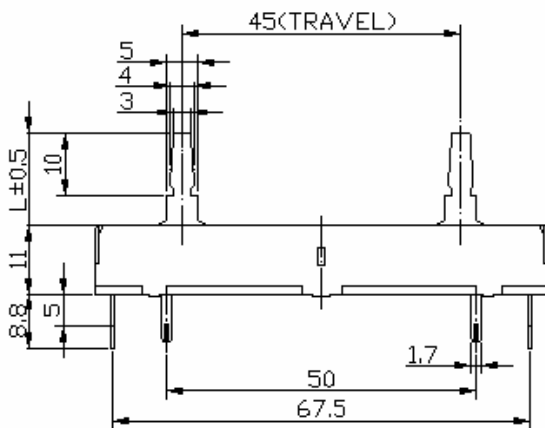
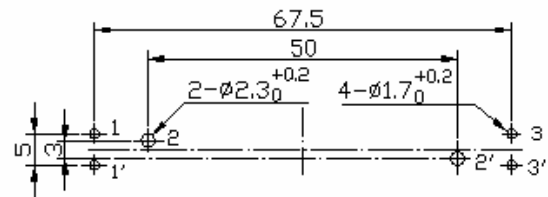
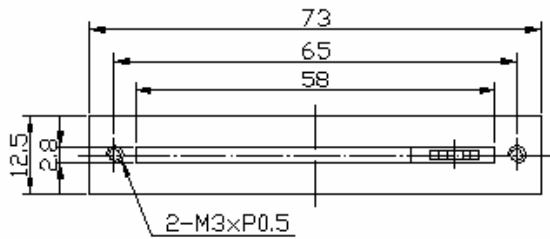


Part Number

GSL-45V - B 50K, L - 10 A / PCB

Taper Resistance Value Shaft Type
↓ ↓ ↓
Shaft Length Terminal Type

Dimensions





Normal Series Metal Shaft Slide Potentiometer

Terminal Style

TYPE	Solder Type	P.C.B Type	
Dimensions			
SL45V SL60V SL100V	Length(H)=7.5	Length(H)=7.5	Length(H)=8.5

A. Shaft Illustration (All in Metal Type)

MATERIAL	SL45V SL60V SL100V																																																											
LEVER TYPE	A-TYPE	C-TYPE	AC-TYPE	BH-TYPE																																																								
DIMENSIONS																																																												
LENGTH(L)	<table border="1"> <tr><td>L</td><td>10</td><td>15</td><td>20</td><td>25</td><td>21</td></tr> <tr><td>F</td><td>7</td><td>10</td><td>10</td><td>10</td><td>10</td></tr> <tr><td>M</td><td>6</td><td>7</td><td>7</td><td>7</td><td>7</td></tr> </table>	L	10	15	20	25	21	F	7	10	10	10	10	M	6	7	7	7	7	<table border="1"> <tr><td>L</td><td>10</td><td>15</td><td>20</td><td>25</td><td>27</td><td>8.5</td></tr> <tr><td>F</td><td>7</td><td>10</td><td>10</td><td>10</td><td>10</td><td>5</td></tr> </table>	L	10	15	20	25	27	8.5	F	7	10	10	10	10	5	<table border="1"> <tr><td>L</td><td>8.5</td><td>10</td><td></td><td></td><td></td></tr> <tr><td>F</td><td>7</td><td>10</td><td></td><td></td><td></td></tr> <tr><td>W</td><td>4</td><td>5</td><td></td><td></td><td></td></tr> </table>	L	8.5	10				F	7	10				W	4	5				<table border="1"> <tr><td>L</td><td>15</td><td>20</td><td></td><td></td><td></td></tr> </table>	L	15	20			
L	10	15	20	25	21																																																							
F	7	10	10	10	10																																																							
M	6	7	7	7	7																																																							
L	10	15	20	25	27	8.5																																																						
F	7	10	10	10	10	5																																																						
L	8.5	10																																																										
F	7	10																																																										
W	4	5																																																										
L	15	20																																																										

MATERIAL	SL45V SL60V SL100V																																								
LEVER TYPE	B-TYPE	AH-TYPE	D-TYPE	AF-TYPE																																					
DIMENSIONS																																									
LENGTH(L)	<table border="1"> <tr><td>L</td><td>7</td><td>8</td><td>10</td><td>25</td></tr> </table>	L	7	8	10	25	<table border="1"> <tr><td>L</td><td>16</td><td>10</td><td>20</td><td></td><td></td></tr> <tr><td>F</td><td>11</td><td>5</td><td>12</td><td></td><td></td></tr> <tr><td>M</td><td>11</td><td>5</td><td>10</td><td></td><td></td></tr> </table>	L	16	10	20			F	11	5	12			M	11	5	10			<table border="1"> <tr><td>L</td><td>15</td><td>20</td><td>25</td></tr> <tr><td>F</td><td>10</td><td>10</td><td>10</td></tr> </table>	L	15	20	25	F	10	10	10	<table border="1"> <tr><td>L</td><td>10</td><td></td><td></td><td></td><td></td></tr> </table>	L	10				
L	7	8	10	25																																					
L	16	10	20																																						
F	11	5	12																																						
M	11	5	10																																						
L	15	20	25																																						
F	10	10	10																																						
L	10																																								

B. Dust-Proof is Available

**Normal Series Metal Shaft Slide Potentiometer****Electrical Characteristics**

Total Resistance	5K Ω ~1M Ω				
Total Resistance Tolerance	$\pm 20\%$				
Resistance Taper	A. B. C. D. W. Taper				
Resistance Taper Characteristics	A50%	B50%	C50%	D50%	W50%
	15-25%	40-60%	75-85%	2-15%	45-55%
Rated Power	B Taper: AC500V 0.5 W; Other Tapers: AC350V 0.25 W				
Residual Resistance	$R \geq 250K\Omega$ 0.1% $250K\Omega > R > 10K\Omega$ 20 Ω max. (between Term. 1, 2) $10K\Omega \geq R$ 20 Ω max. (between Term. 2, 3)				
Gang Error	-40 ~ 0db ≤ 3 db				
Noise	100mV Max.				
Insulation Resistance	DC 500V 100M Ω				
Withstand Voltage	1 minute at AC 500V				
Sliding Life	15,000 Cycles				

Mechanical Characteristics

Overall Travel	45mm \pm 0.5 mm
Stopper Strength	5 kgf.cm max. / 3 sec. (From the base level to a point of 2mm)
Operating Force	50 ~ 300 gf.cm
Click slip-out force	50 ~ 350 gf.cm
Lever Push-Pull Strength	5 kgf.cm max. at 10 sec.
Lever Wobble	2(2*L)/25 mm max. (L: lever length both side)
Bending Moment	25mN.m (250gf.cm)
Soldering Heat	300 $^{\circ}$ C, 3s. (Only for Hand-Soldering)
Lever Deviation	0.5 max. (one side)