



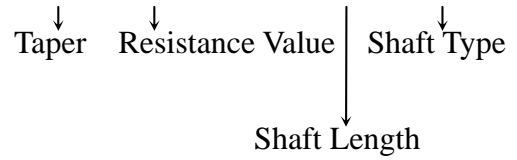
Slim Type Slide Potentiometers

NSL205N-HO

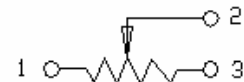
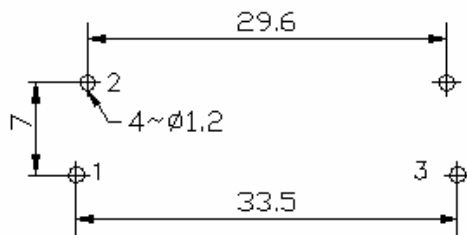
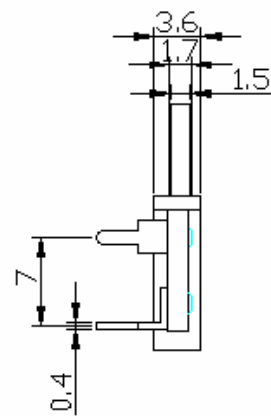
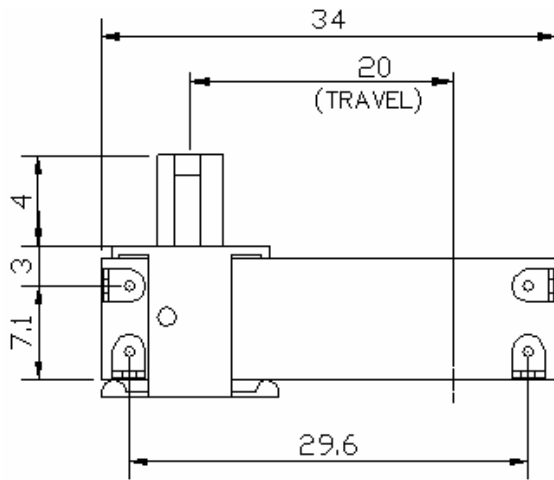


Part Number

NSL205N-HO - B 10K, L - 7 C



Dimensions



LEVER TYPE	A	C
	INSULATED LEVER	INSULATED LEVER
DIMENSIONS		
LENGTH(L)	4	7



Slim Type Slide Potentiometers

Electrical Characteristics

Total Resistance	1K Ω ~1M Ω					
Total Resistance Tolerance	$\pm 20\%$					
Resistance Taper	A. B. C. D. W. Taper					
Resistance Taper Characteristics	A50%	B50%	C50%	D50%	W50%	
	15-25%	40-60%	75-85%	2-15%	45-55%	
Rated Power=B Taper (AC) Other Taper	10~15mm	100V0.05W	20~25mm	200V0.1W	30mm	250V0.2W
	10~15mm	50V0.025W	20~25mm	150V0.05W	30mm	200V0.1W
Residual Resistance	$R \geq 250K\Omega$ 0.1% $250K\Omega > R > 10K\Omega$ 20 Ω Max. (between Term. 1, 2) $10K\Omega \geq R$ 20 Ω Max. (between Term. 2, 3)					
Gang Error	-40~0db \leq 3db					
Noise	100mV Max. at 20mm/sec.					
Insulation Resistance	DC 250V 10M Ω					
Withstand Voltage	1 minute at AC 250V					
Sliding Life	10,000 Cycles					

Mechanical Characteristics

Overall Travel	20mm \pm 0.5 mm
Stopper Strength	3 kgf.cm max. / 3 sec.
Operating Force and Click slip-out force	0.1~2N (10 ~ 200 gf.cm) 1~3N (100 ~ 300 gf)
Level Push-Pull Strength	30N(3.0 kgf.cm max./ 5 sec.)
Level Wobble	2(2*L)/20 mm max. (L: lever length both side)
Bending Moment	25mN.m (250gf.cm)
Lever Deviation	0.5 max. (one side)
Soldering Heat	300 $^{\circ}$ C, 3s. (Only for Hand-Soldering)
Remark	Black Shaft Carbon thickness: 15-20 μ Sliver thickness: 10-15 μ