



24mm Metal Shaft Rotary Potentiometer

R-24N5

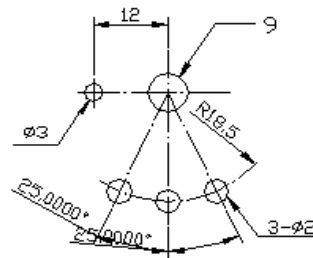
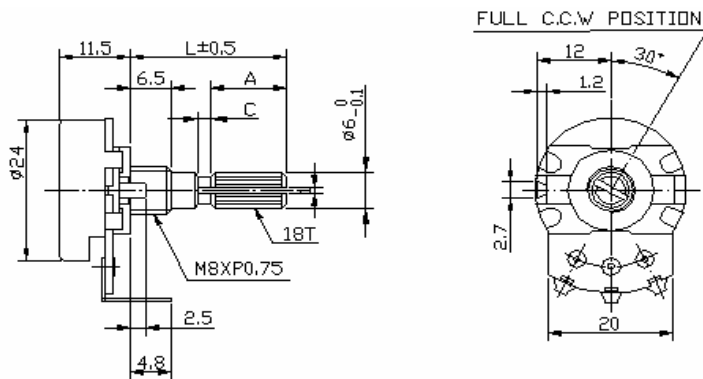


Part Number

R-24N5- B 50K, L - 20 KC

Taper Resistance Value Shaft Length Shaft Type

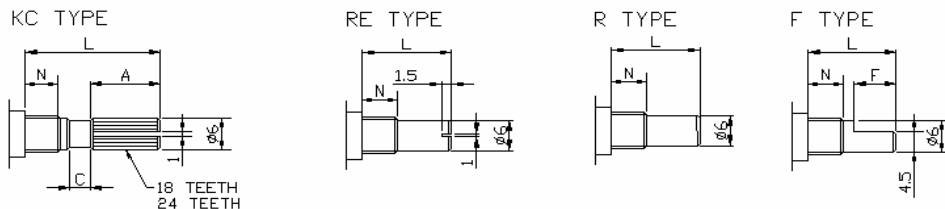
Dimensions



SHAFT SHOWN IN FULL C.C.W POSITION



Shaft Type



N±6.5m/m

SHAFT-TYPE	L	10	15	20	25	30	35	40
KC	A	2.2	6	10	12	12	12	12
	C	0.5	1	2	2	4	4	4
F	F	2.5	7	12	12	12	12	12
R,RE	L	10	15	20	25	30	35	40

**24mm Metal Shaft Rotary Potentiometer****Electrical Characteristics**

All Resistance	1K ~ 1M Ω				
All Resistance Tolerance	$\pm 20\%$ (more than 1M Ω $\pm 30\%$)				
Resistance Taper	A. B. C. D. W. Taper				
Resistance Taper Characteristics	A50%	B50%	C50%	D50%	W50%
	15-25%	40-60%	75-85%	2-15%	45-55%
Rated Power	B Taper: AC500V0.5W; Other Taper: AC250V0.25 W				
Residual Resistance	R \geq 250K Ω 0.1% 250K Ω > R > 10K Ω 10 Ω Max. 10K Ω \geq R 10 Ω Max.				
Noise	47 mV max.				
Insulation Resistance	More than 100M Ω at DC 500V				
Withstand Voltage	1 minute at AC 250V				
Rotational Life	15,000 Cycles.				

Mechanical Characteristics

Total Rotational Angle	300° \pm 10°
Stopper Strength	5 kgf.cm max./ 3 sec .
Rotational Torque	30 ~ 200gf.cm max.
Push-Pull Strength	10 kgf.cm max./3 sec.
Solder Heat	300°C, 3s (Only For Hand-Soldering)
Remark	Shaft: Cast Iron , Aluminum Zinc , Plastic Bushing Material: cast iron