



12mm Insulated Shaft Rotary Potentiometers

R1215N

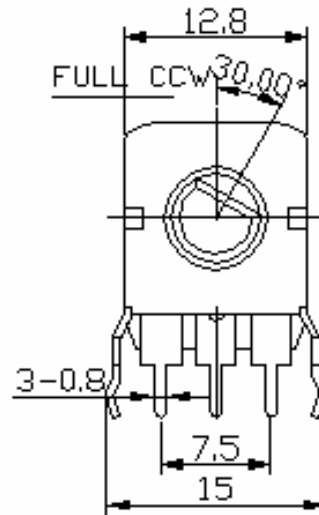
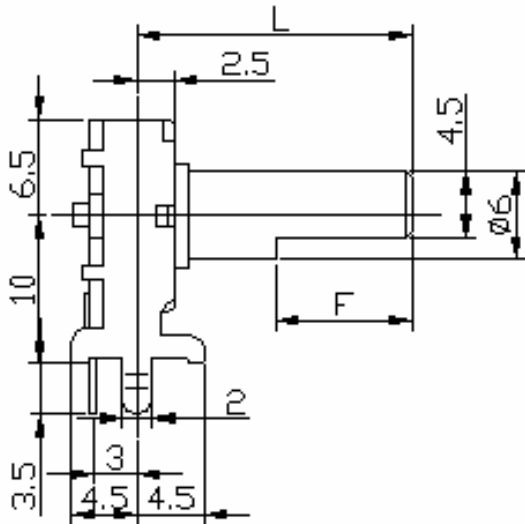


Part Number

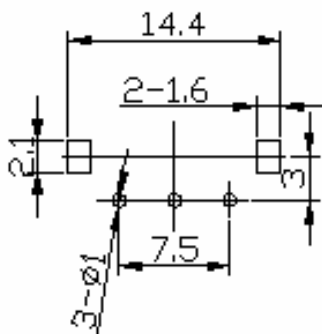
R1215N - B 50K, L - 20 F

↓ Taper ↓ Resistance Value ↓ Shaft Length ↓ Shaft Type

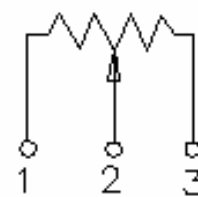
Dimensions



P.C.B LAYOUT



CIRCUIT

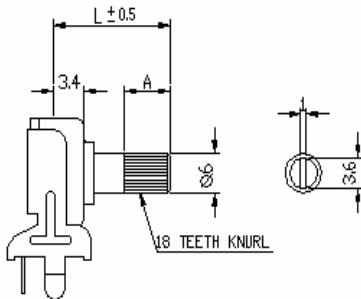




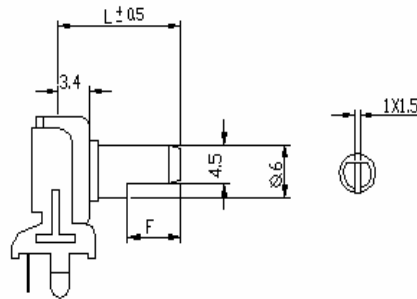
12mm Insulated Shaft Rotary Potentiometers

Shaft Type

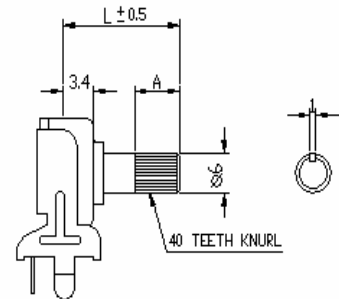
KC TYPE



F TYPE



KQ TYPE (40 th)



Horizontal Shaft Dimensions and Styles

KC	L	10	15	20	25	30
	A	5	8	12	12	12
F	L	10	15	20	25	30
	F	5	8	12	12	12
RE	L	10	15	20	25	30
R	L	5	8	8	12	12

**12mm Insulated Shaft Rotary Potentiometers****Electrical Characteristics**

Total Resistance	1K ~ 2M Ω				
Total Resistance Tolerance	$\pm 20\%$				
Resistance Taper	A. B. C. D. W. Taper				
Resistance Taper Characteristics	A50%	B50%	C50%	D50%	W50%
	15-25%	40-60%	75-85%	2-15%	45-55%
Rated Power	0.05 W				
Residual Resistance	R \geq 250K Ω 0.1% 250K Ω > R > 10K Ω 20 Ω Max. 10K Ω \geq R 20 Ω Max.				
Noise	47 mV Max.				
Max. Operating Voltage	AC 50V / DC 20 V.				
Insulation Resistance	More than 100M Ω at DC 250V				
Withstand Voltage	1 minute at AC 300V				
Rotational Life	15,000 Cycles				

Mechanical Characteristics

Total Rotational Angle	300° \pm 5°
Stopper Strength	3kgf.cm max./3 Sec .
Rotational Torque	30 ~ 200 gf.cm
Shaft Pull-Push Strength	8kgf.cm max./3 Sec.
Shaft Lever Wobble	0.7x L/20mmp-p max.
Center Click Torque	150 ~ 300 g.cm
Shaft Bending	0.3mm max.
Soldering Heat	300°C, 3s. (Only for Hand-Soldering)
Remark	♣ Insulated shaft of black.