



16mm Snap-in Insulated Shaft Potentiometers

R1611N

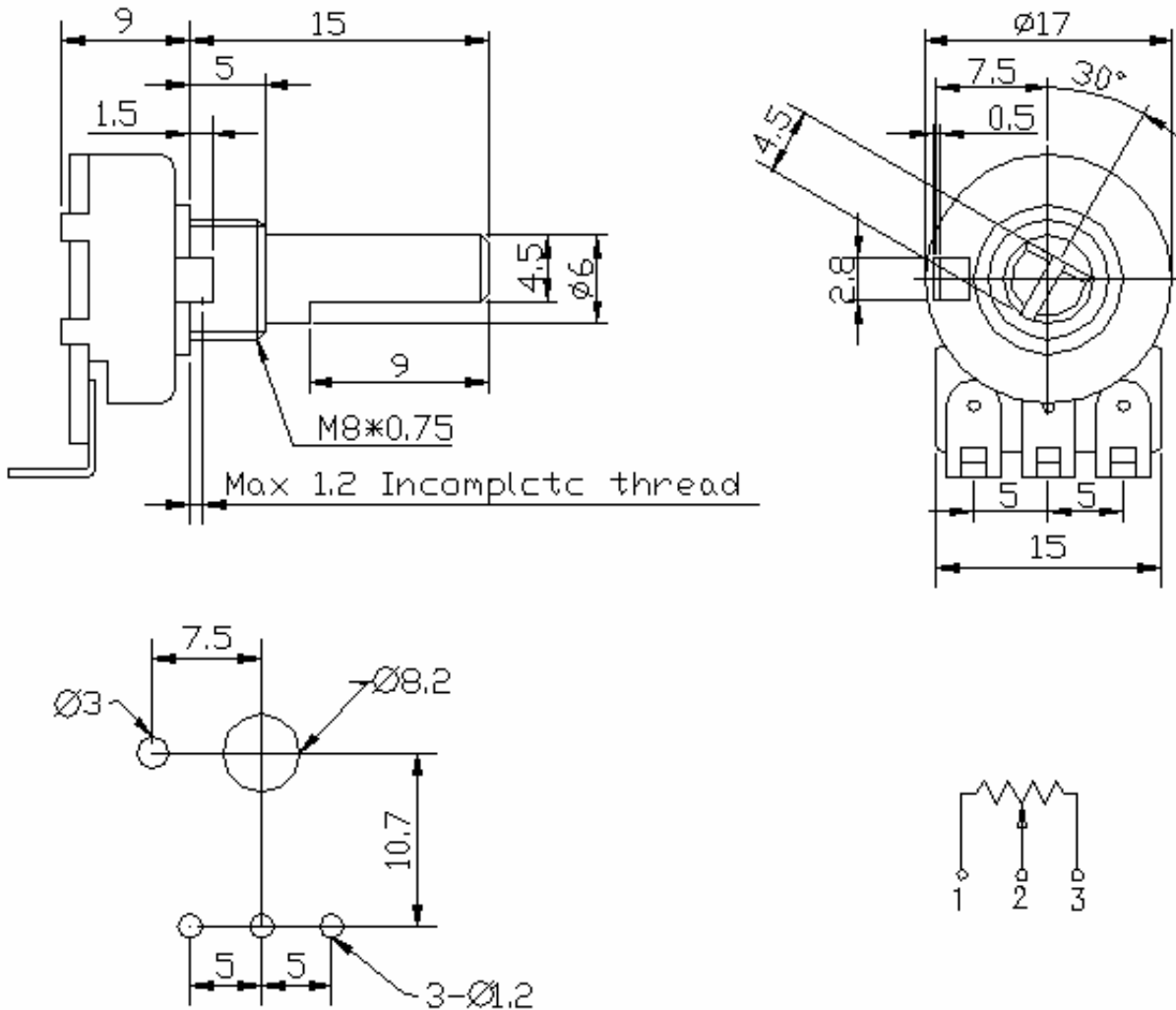


Part Number

R1611N - B 50K, L - 20 F

↓ Taper ↓ Resistance Value ↓ Shaft Length ↓ Shaft Type

Dimensions

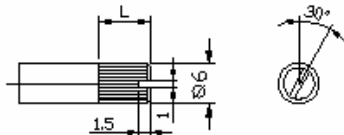




16mm Snap-in Insulated Shaft Potentiometers

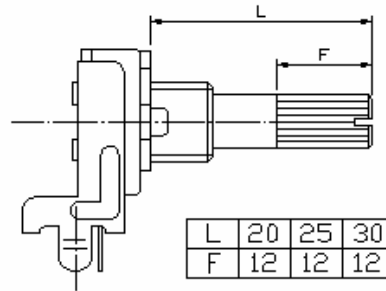
Shaft Dimensions

KC TYPE
18TEETH

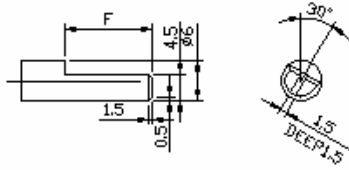


SHAFT SHOWN IN
FULL C.C.W. POSITION

HORIZONTAL WITH BUSHING

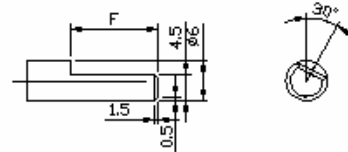


F Type



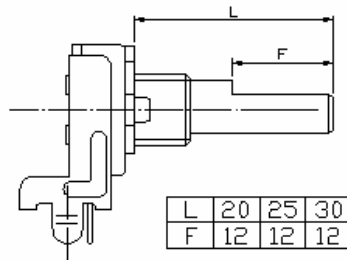
SHAFT SHOWN IN
FULL C.C.W. POSITION

F Type

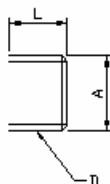


SHAFT SHOWN IN
FULL C.C.W. POSITION

Horizontal with bushing

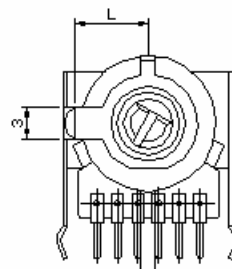


Bushing Dimension



L	A	D	
7	Ø9	M9x0.75	STD

Stopper Dimension



L	
9	STANDARD



16mm Snap-in Insulated Shaft Potentiometers

Electrical Characteristics

Total Resistance	5K ~ 2MΩ				
Total Resistance Tolerance	± 20%				
Resistance Taper	A. B. C. D. W. Taper				
Resistance Taper Characteristics	A50%	B50%	C50%	D50%	W50%
	15-25%	40-60%	75-85%	2-15%	45-55%
Rated Power	B Taper : 50V 0.1W; Other Tapers: 50V 0.05W				
Residual Resistance	R ≥ 250KΩ 0.1% 250KΩ > R > 10KΩ 20Ω Max. (between Term. 1, 2) 10KΩ ≥ R 20Ω Max. (between Term. 2, 3)				
Noise	47 mV Max.				
Insulation Resistance	DC250V 100MΩ				
Withstand Voltage	1 minute at AC250V				
Rotational Life	15,000 Cycles				

Mechanical Characteristics

Total Rotational Angle	300° ± 5°
Stopper Strength	6kgf.cm max./3sec.
Rotational Torque	30 ~ 250 gf.cm
Shaft Pull-Push Strength	8kgf.cm max./3 minute.
Shaft Lever Wobble	With bushing 0.7 x L /30 mmp-p max.
Center Click Torque	60 ~ 300 g.cm
Shaft Bending	0.3mm max.
Soldering Heat	300°C, 3s. (Only for Hand-Soldering)
Remark	♣ Insulated shaft of black .