



**14mm Snap-in Insulated Potentiometers**

**RK1413G**

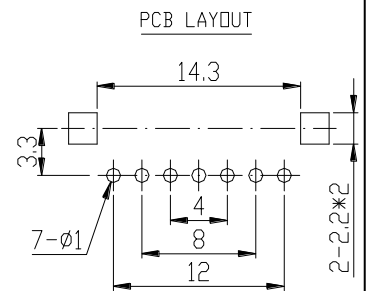
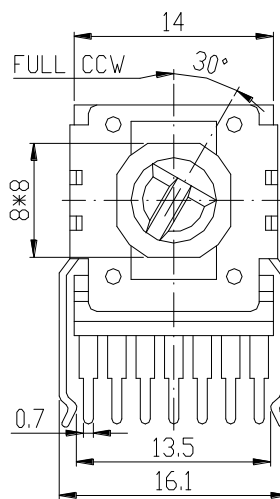
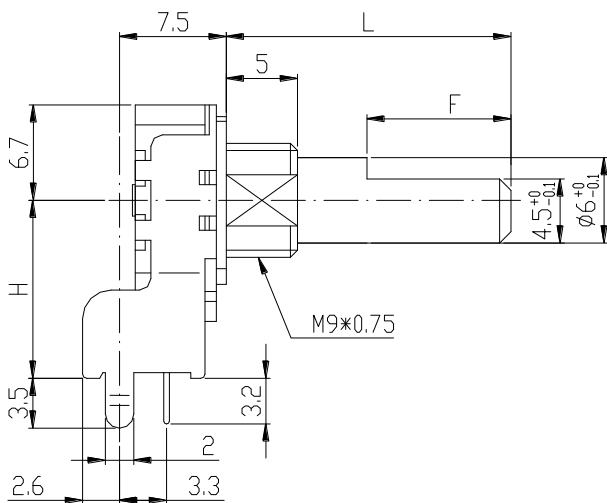


**Part Number**

**RK1413G – B 50K , L- 20 F /H=10**

Taper  
 Resistance value  
 Shaft Length  
 Shaft Type  
 High

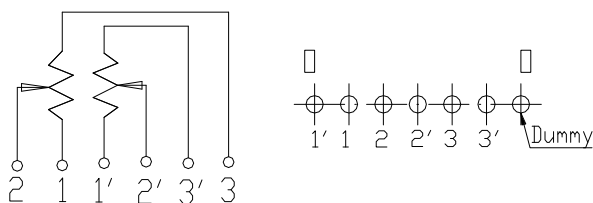
**Dimensions**



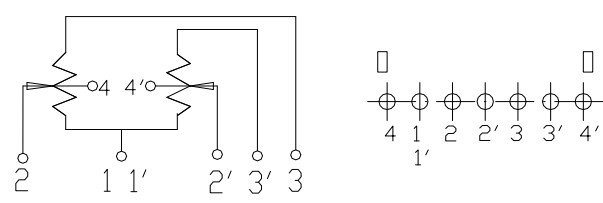
<b>H</b>	<b>10</b>	<b>12.5</b>
----------	-----------	-------------

**Circuit Explanation**

**Single Standard**



**Single Center TAP**





**14mm Snap-in Insulated Potentiometers**

**Shaft Type**

KC Type					
<b>L</b>	<b>12.5</b>	<b>15</b>	<b>17.5</b>	<b>20</b>	<b>25</b>
<b>A</b>	<b>7</b>	<b>7</b>	<b>12</b>	<b>12</b>	<b>12</b>

F Type								
<b>L</b>	<b>12.5</b>	<b>15</b>	<b>17.5</b>	<b>20</b>	<b>22.5</b>	<b>25</b>	<b>27.5</b>	<b>30</b>
<b>F</b>	<b>7</b>	<b>7</b>	<b>12</b>	<b>12</b>	<b>12</b>	<b>12</b>	<b>12</b>	<b>12</b>

**14mm Snap-in Insulated Potentiometers****General**

<b>Operating temperature</b>	<b>-10 °C ~ +70 °C</b>
<b>Manual soldering</b>	<b>300 °C Max 3sec</b>

**Electrical Characteristics**

<b>Total resistance</b>	<b>5KΩ ~ 500KΩ</b>
<b>Resistance tolerance</b>	<b>±20%</b>
<b>Resistance taper</b>	<b>A B C</b>
<b>Sliding noise</b>	<b>Less than 80 mV</b>
<b>Residual resistance</b>	<b>Term. 1~2 :Less than 20Ω Term. 2~3 :Less than 40Ω</b>
<b>Insulation resistance</b>	<b>More than 100MΩ at DC 250V</b>
<b>Rated power(W)</b>	<b>0.05W</b>
<b>Max. Operating voltage</b>	<b>AC 50V (for AC only)</b>
<b>Withstand voltage</b>	<b>1 Minute at AC 300 V</b>
<b>Gang error</b>	<b>0 ~ -40dB ≤ 3 dB</b>

**Mechanical Characteristics**

<b>Total rotational angle</b>	<b>300° ± 5°</b>
<b>Rotational torque</b>	<b>30 ~ 200 gf.cm</b>
<b>Shaft push-pull strength</b>	<b>8Kgf. Max</b>
<b>Rotational stopper strength</b>	<b>6Kgf.cm Min</b>
<b>Rotational life</b>	<b>15,000 Cycles.</b>