



Standard Type Metal and Plastic Shaft Slide Potentiometers

SL-2015N

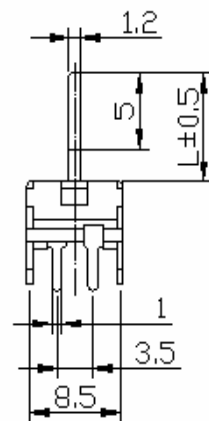
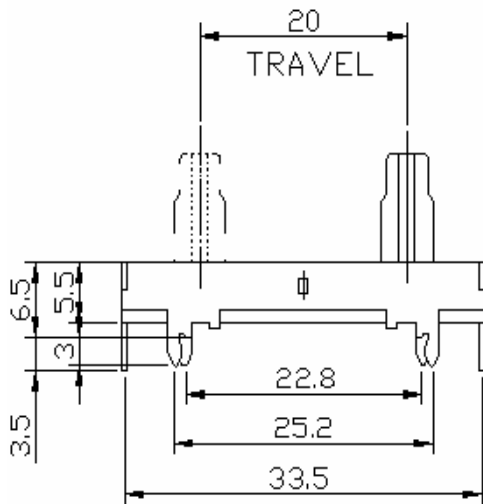
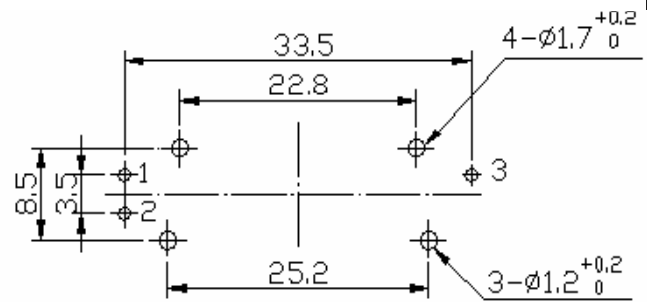
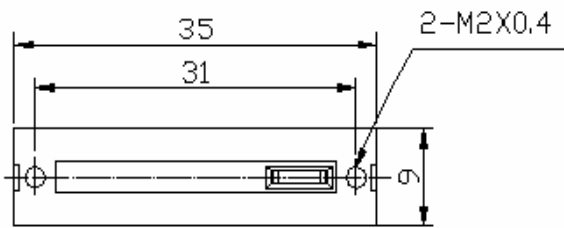


Part Number

SL2015N- B 50K ,L - 20 C / M

Taper Resistance Value Shaft Type
Shaft Length Lever Material

Dimensions





Standard Type Metal and Plastic Shaft Slide Potentiometers

Shaft Type

Insulated Lever

MATERIAL	INSULATED LEVER																			
LEVER TYPE	C-TYPE					CA-TYPE					B-TYPE									
DIMENSIONS																				
LENGTH(L)	L	5	10	12.5	15	18	20	L	5	10					L	10				
	F	5	5	5	5	5	5													

Metal Lever

MATERIAL	METAL LEVER																			
LEVER TYPE	A-TYPE				D-TYPE				C-TYPE				B-TYPE							
DIMENSIONS																				
LENGTH(L)	L	10.4			L	10	15	20	25	L	10	15	20	25	17.3	L	10	15		
	F	7			F	7	10	10	10	F	7	10	10	10	10					



Standard Type Metal and Plastic Shaft Slide Potentiometers

Electrical Characteristics

Total Resistance	5K Ω ~1M Ω				
Total Resistance Tolerance	$\pm 20\%$ (more than 1M Ω $\pm 30\%$)				
Resistance Taper	A. B. C. D. W. Taper				
Resistance Taper Characteristics	A50%	B50%	C50%	D50%	W50%
	15-25%	40-60%	75-85%	2-15%	45-55%
Rated Power	B Taper: AC200V 0.2 W; Other Tapers: AC150V 0.1 W				
Residual Resistance	$R \geq 250K\Omega$ 0.1% $250K\Omega > R > 10K\Omega$ 20 Ω Max. (between Term. 1, 2) $10K\Omega \geq R$ 20 Ω Max. (between Term. 2, 3)				
Noise	100mV Max.				
Insulation Resistance	DC 250V 10M Ω				
Withstand Voltage	1 minute at AC 300V				
Sliding Life	15,000 Cycles				

Mechanical Characteristics

Overall Travel	20 mm \pm 0.5 mm
Stopper Strength	5 kgf.cm max. / 3 sec. (From the base level to a point of 2mm)
Operating Force	30~200gf.cm
Click slip-out force	50gf.cm ~ 350 gf.cm
Lever Push-Pull Strength	3.0 kgf.cm max./10 sec.
Lever Wobble	2(2*L)/20 mm max. (L:lever length both side)
Bending Moment	25mN.m (250gf.cm)
Soldering Heat	300 $^{\circ}$ C , 3s. (Only for Hand-Soldering)
Lever Deviation	0.5 max. (one side)