



Standard Type Plastic Shaft Slide Potentiometers

SL-30V1

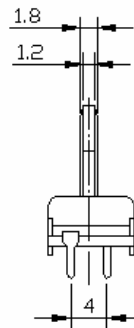
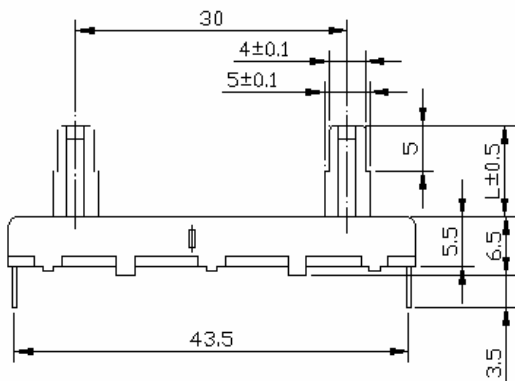
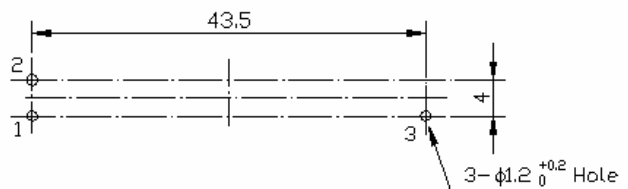
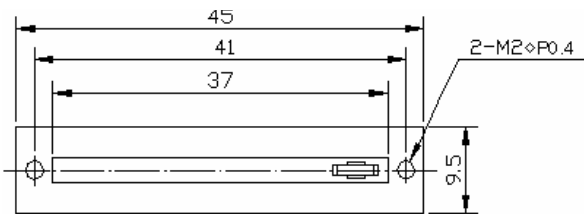


Part Number

SL-30V1 - B 50K, L - 20 C

↓ Taper ↓ Resistance Value ↓ Shaft Length ↓ Shaft Type

Dimensions



LEVER TYPE	C-TYPE			CA-TYPE
DIMENSIONS				
	LENGTH(L)	10	15	20



Standard Type Plastic Shaft Slide Potentiometers

Electrical Characteristics

Total Resistance	5K Ω ~2M Ω				
Total Resistance Tolerance	$\pm 20\%$ (more than 1M Ω $\pm 30\%$)				
Resistance Taper	A. B. C. D. W. Taper				
Resistance Taper Characteristics	A50%	B50%	C50%	D50%	W50%
	15-25%	40-60%	75-85%	2-15%	45-55%
Rated Power	B Taper: AC200V 0.1 W; Other Tapers: AC150V 0.05 W				
Residual Resistance	R \geq 250K Ω 0.1% 250K Ω > R > 10K Ω 20 Ω Max. (between Term. 1, 2) 10K Ω \geq R 20 Ω Max. (between Term. 2, 3)				
Noise	100mV Max.				
Insulation Resistance	DC 250V 10M Ω				
Withstand Voltage	1 minute at AC 300V				
Sliding Life	15,000 Cycles				

Mechanical Characteristics

Overall Travel	30 mm \pm 0.5 mm
Stopper Strength	5 kgf.cm max. / 3 sec.
Operating Force	0.2 ~ 2.0N (20~200gf.cm)
Lever Push-Pull Strength	3.0 kgf.cm max./10 sec.
Lever Wobble	2(2*L)/20 mm max. (L:lever length both side)
Bending Moment	25mN.m (250gf.cm)
Click slip-out force	50gf.cm ~ 350gf.cm
Soldering Heat	300 $^{\circ}$ C, 3s. (Only for Hand-Soldering)
Lever Deviation	0.5 max. (one side)