



**Standard Type Plastic Shaft Slide Potentiometers**

**SL-45V1**

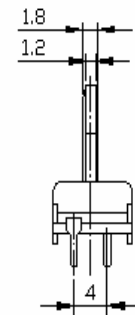
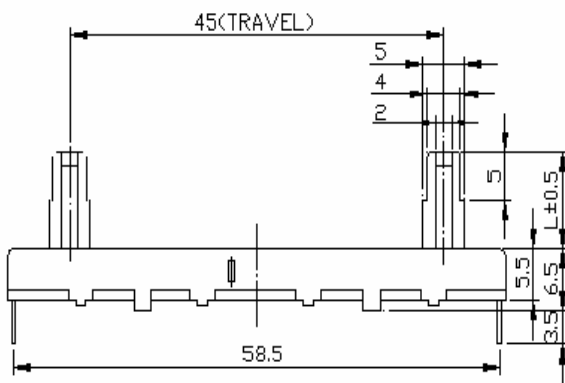
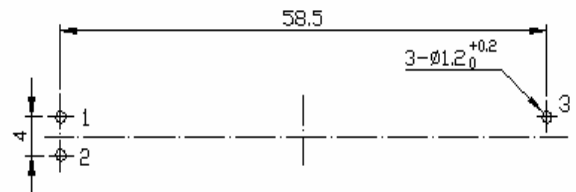
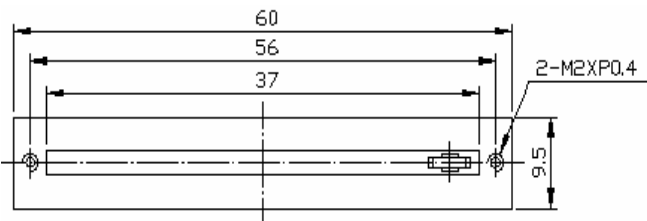


**Part Number**

**SL-45V1 - B 50K, L - 20 C**

↓ Taper      ↓ Resistance Value      ↓ Shaft Length      ↓ Shaft Type

**Dimensions**



LEVER TYPE	C-TYPE			CA-TYPE
DIMENSIONS				
LENGTH(L)	10	15	20	5



**Standard Type Plastic Shaft Slide Potentiometers**

**Electrical Characteristics**

<b>Total Resistance</b>	5K $\Omega$ ~2M $\Omega$				
<b>Total Resistance Tolerance</b>	$\pm 20\%$ (more than 1M $\Omega$ $\pm 30\%$ )				
<b>Resistance Taper</b>	A. B. C. D. W. Taper				
<b>Resistance Taper Characteristics</b>	A50%	B50%	C50%	D50%	W50%
	15-25%	40-60%	75-85%	2-15%	45-55%
<b>Rated Power</b>	B Taper: AC200V 0.1 W; Other Tapers: AC150V 0.05 W				
<b>Residual Resistance</b>	$R \geq 250K\Omega$ 0.1% $250K\Omega > R > 10K\Omega$ 20 $\Omega$ Max. ( between Term. 1, 2) $10K\Omega \geq R$ 20 $\Omega$ Max. ( between Term. 2, 3)				
<b>Noise</b>	100mV Max.				
<b>Insulation Resistance</b>	DC 250V 10M $\Omega$				
<b>Withstand Voltage</b>	1 minute at AC 300V				
<b>Sliding Life</b>	15,000 Cycles				

**Mechanical Characteristics**

<b>Overall Travel</b>	45 mm $\pm$ 0.5 mm
<b>Stopper Strength</b>	5 kgf.cm max. / 3 sec.
<b>Operating Force</b>	0.2 ~ 2.0N (20~200gf.cm)
<b>Lever Push-Pull Strength</b>	3.0 kgf.cm max./10 sec.
<b>Lever Wobble</b>	2( 2*L)/20 mm max. (L:lever length both side)
<b>Bending Moment</b>	25mN.m (250gf.cm)
<b>Click slip-out force</b>	50gf.cm ~ 350gf.cm
<b>Soldering Heat</b>	300 $^{\circ}$ C, 3s. (Only for Hand-Soldering)
<b>Lever Deviation</b>	0.5 max. ( one side)