



Standard Type Plastic Shaft Slide Potentiometers

SL-□□V3/w Bracket



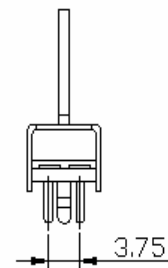
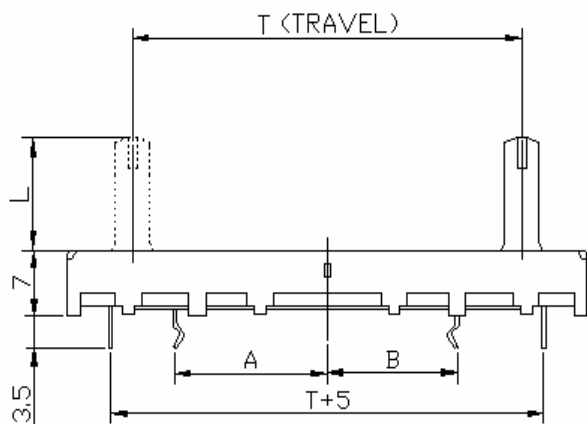
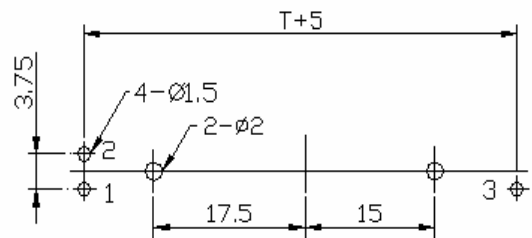
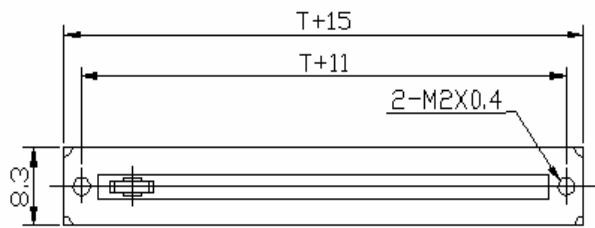
Part Number

SL-□□V3 - **B** **50K**, L - **20** **D** / **PH** / **Bracket**

↓ Taper ↓ Shaft Length ↓ Shaft Type ↓ With Bracket
 ↓ Resistance Value ↓ Material of shaft

Dimensions

Travel Length: 20mm, 30mm, 45mm, 60mm.





Standard Type Plastic Shaft Slide Potentiometers

Shaft Type

Insulated Lever (PH)

MATERIAL	INSULATED LEVER																						
LEVER TYPE	C-TYPE				B-TYPE				D-TYPE														
DIMENSIONS																							
LENGTH(KL)	L	10	15	20					L	5	10					L	10	15	20				

**Standard Type Plastic Shaft Slide Potentiometers****Electrical Characteristics**

Total Resistance	5K Ω ~1M Ω				
Total Resistance Tolerance	$\pm 20\%$ (more than 1M Ω $\pm 30\%$)				
Resistance Taper	A. B. C. D. W. Taper				
Resistance Taper Characteristics	A50%	B50%	C50%	D50%	W50%
	15-25%	40-60%	75-85%	2-15%	45-55%
Rated Power	B Taper: AC200V 0.1 W; Other Tapers: AC150V 0.05 W				
Residual Resistance	R \geq 250K Ω 0.1% 250K Ω > R > 10K Ω 20 Ω Max. (between Term. 1, 2) 10K Ω \geq R 20 Ω Max. (between Term. 2, 3)				
Noise	100mV Max.				
Insulation Resistance	DC 500V 100M Ω				
Withstand Voltage	1 minute at AC 500V				
Sliding Life	15,000 Cycles				

Mechanical Characteristics

Overall Travel	20 / 30 / 45 / 60 mm \pm 0.5 mm	
Stopper Strength	5 kgf.cm max. / 3 sec. (From the base level to a point of 2mm)	
Operating Force	20 ~ 260 gf.cm	
Click slip-out force C.C.	50 ~ 350 gf.cm	
Lever Push-Pull Strength	5 kgf.cm max. at 10 sec.	
Lever Wobble	2(2*L)/25 mm max. (L: lever length both side)	
Bending Moment	25mN.m (250gf.cm)	
Soldering Heat	300 $^{\circ}$ C, 3s. (Only for Hand-Soldering)	
Lever Deviation	0.5 max. (one side)	
Remark	Case: Metal Carbon thickness: 15-20 μ	Shaft: Metal Sliver thickness: 10-15 μ